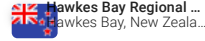


🔍 Search Competition...

SEARCH



NAGS



400m Freestyle Wome... Heat

2023 Apollo Projects NZ Age Group Swimming Championships

📊 Points 👤 Swimmers 📁 Files 🏆 Scoreboard









































Session 1 d 09:10 AM	Session 2 Wed 05:40 PM	Session 3 Thu 09:10 AM	Session 4 Thu 05:40 PM	Session 5 Fri 09:10 AM	Session 6 Fri 05:40 PM	Session 7 Sat 09:10 AM	Session 8 Sat 05:40 PM
---------------------------	-----------------------------	-----------------------------	-----------------------------	-----------------------------	-----------------------------	-----------------------------	-----------------------------















Session 9 Sunday 09:10 AM	
33	09:10 AM 100m Backstroke Men Heat
113	09:28 AM 100m Backstroke Men Mult...
34	09:31 AM 100m Backstroke Women H...
114	09:46 AM 100m Backstroke Women H...
35	09:48 AM 200m Butterfly Men Heat
36	10:04 AM 200m Butterfly Women Heat
37	10:17 AM 400m Freestyle Men Heat
116	10:44 AM 400m Freestyle ... LIVE
38	10:51 AM 50m Breaststroke Men Heat
39	11:03 AM 50m Breaststroke Women ...
40	11:11 AM 1500m Freestyle Women Fi...

35 **200m Butterfly Men Heat** Official

☰ Entries ☰ Heats

Rank	Competitor	Age	Club	RT	FINA	Result	
Total							
1	Batchelor Hu...	18	United Swim...	+0.68		2:08.82 Entry: 2:05.07 (+ 3.75)	QA
	50m: 28.46		100m: 1:00.53 (32.07)				
	150m: 1:34.13 (33.60)		200m: 2:08.82 (34.69)				
2	Dunkley Alex	18	Roskill Swim...	+0.69		2:10.23 Entry: 2:09.06 (+ 1.17)	QA
	50m: 28.69		100m: 1:01.49 (32.80)				
	150m: 1:35.75 (34.26)		200m: 2:10.23 (34.48)				
3	Kregting Daniel	15	Roskill Swim...	+0.60		2:11.15 Entry: 2:12.27 (- 1.12)	QC
	50m: 29.01		100m: 1:02.69 (33.68)				
	150m: 1:36.65 (33.96)		200m: 2:11.15 (34.50)				
4	Zhu David	16	Porirua City ...	+0.70		2:11.87 Entry: 2:07.91 (+ 3.96)	QB
	50m: 28.11		100m: 1:01.46 (33.35)				
	150m: 1:36.53 (35.07)		200m: 2:11.87 (35.34)				
5	Verran Joel	17	Tasman Swi...	+0.79		2:15.30 Entry: 2:17.17 (- 1.87)	QA
	50m: 29.99		100m: 1:05.13 (35.14)				
	150m: 1:40.39 (35.26)		200m: 2:15.30 (34.91)				
6	Yuan Eric	15	Porirua City ...	+0.66		2:15.63 Entry: 2:16.02 (- 0.39)	QC
	50m: 29.16		100m: 1:03.33 (34.17)				
	150m: 1:39.27 (35.94)		200m: 2:15.63 (36.36)				
7	Gilbert Daniel	18	Neptune Swi...	+0.65		2:16.03 Entry: 2:11.97 (+ 4.06)	QA
	50m: 30.13		100m: 1:05.78 (35.65)				
	150m: 1:41.70 (35.92)		200m: 2:16.03 (34.33)				
8	Broekhuizen ...	16	Hamilton Aq...	+0.67		2:16.96 Entry: 2:18.07 (- 1.11)	QB
	50m: 29.63		100m: 1:04.09 (34.46)				
	150m: 1:40.30 (36.21)		200m: 2:16.96 (36.66)				
9	Hardie Orlando	14	Hamilton Aq...	+0.71		2:17.24 Entry: 2:18.72 (- 1.48)	QD
	50m: 28.49		100m: 1:03.11 (34.62)				
	150m: 1:40.27 (37.16)		200m: 2:17.24 (36.97)				
10	Close Jackson	15	North Cante...	+0.70		2:17.78 Entry: 2:18.79 (- 1.01)	QC
	50m: 30.77		100m: 1:06.17 (35.40)				
	150m: 1:41.92 (35.75)		200m: 2:17.78 (35.86)				
11	Willis Alex	16	Ice Breaker ...	+0.65		2:18.41 Entry: 2:14.85 (+ 3.56)	QB
	50m: 29.52		100m: 1:04.60 (35.08)				
	150m: 1:41.40 (36.80)		200m: 2:18.41 (37.01)				
						2:18.66	

12	 Lewis Jacob	17	 Liz van Welie... +0.76	Entry: 2:18.16 (+ 0.50)	QA
	50m: 29.85 150m: 1:41.17 (36.61)		100m: 1:04.56 (34.71) 200m: 2:18.66 (37.49)		
13	 Kenny Sam	17	 Coast Swim... +0.69	2:18.95 Entry: 2:10.24 (+ 8.71)	QA
	50m: 29.87 150m: 1:42.11 (36.71)		100m: 1:05.40 (35.53) 200m: 2:18.95 (36.84)		
14	 Lansdown Mi...	18	 Kiwi West A... +0.68	2:19.32 Entry: 2:11.94 (+ 7.38)	QA
	50m: 29.54 150m: 1:40.96 (36.77)		100m: 1:04.19 (34.65) 200m: 2:19.32 (38.36)		
15	 Wang Mason	15	 United Swim... +0.63	2:19.82 Entry: 2:12.05 (+ 7.77)	QC
	50m: 29.86 150m: 1:44.08 (38.30)		100m: 1:05.78 (35.92) 200m: 2:19.82 (35.74)		
16	 Love Jack	16	 Blenheim S... +0.72	2:20.16 Entry: 2:19.98 (+ 0.18)	QB
	50m: 29.92 150m: 1:43.56 (37.53)		100m: 1:06.03 (36.11) 200m: 2:20.16 (36.60)		
17	 Astley Jordan	17	 Aquagym S... +0.74	2:20.55 Entry: 2:12.54 (+ 8.01)	QA
	50m: 29.42 150m: 1:41.86 (36.98)		100m: 1:04.88 (35.46) 200m: 2:20.55 (38.69)		
18	 Gibson Luke	16	 United Swim... +0.84	2:20.76 Entry: 2:13.23 (+ 7.53)	QB
	50m: 30.84 150m: 1:43.14 (36.44)		100m: 1:06.70 (35.86) 200m: 2:20.76 (37.62)		
19	 Wrathall Hugo	18	 Jasi Swim C... +0.67	2:21.63 Entry: 2:09.81 (+ 11.82)	QA
	50m: 29.16 150m: 1:42.04 (37.43)		100m: 1:04.61 (35.45) 200m: 2:21.63 (39.59)		
20	 Swanberg Br...	16	 Mt Maungan... +0.64	2:22.40 Entry: 2:20.30 (+ 2.10)	QB
	50m: 30.31 150m: 1:43.92 (37.30)		100m: 1:06.62 (36.31) 200m: 2:22.40 (38.48)		
21	 Feng Andrew	13	 North Shore ... +0.62	2:22.62 Entry: 2:26.82 (- 4.20)	QE
	50m: 31.29 150m: 1:44.47 (36.73)		100m: 1:07.74 (36.45) 200m: 2:22.62 (38.15)		
22	 Howat Kayne	14	 SwimZone R... +0.61	2:23.24 Entry: 2:22.93 (+ 0.31)	QD
	50m: 31.55 150m: 1:44.97 (37.37)		100m: 1:07.60 (36.05) 200m: 2:23.24 (38.27)		
23	 Salomonsson...	14	 Kiwi ASC +0.71	2:23.38 Entry: 2:27.15 (- 3.77)	QD
	50m: 30.80 150m: 1:46.21 (38.34)		100m: 1:07.87 (37.07) 200m: 2:23.38 (37.17)		
24	 Inwood Hami...	15	 Jasi Swim C... +0.76	2:23.40 Entry: 2:22.26 (+ 1.14)	QC
	50m: 29.74 150m: 1:44.65 (38.88)		100m: 1:05.77 (36.03) 200m: 2:23.40 (38.75)		
25	 Lu Ivan	17	 North Shore ... +0.67	2:23.73 Entry: 2:12.34 (+ 11.39)	QA
	50m: 30.14 150m: 1:44.81 (38.59)		100m: 1:06.22 (36.08) 200m: 2:23.73 (38.92)		
26	 Wilson Joel	15	 Hokonui Aqu... +0.74	2:23.91 Entry: 2:24.22 (- 0.31)	QC
	50m: 31.41 150m: 1:45.40 (37.69)		100m: 1:07.71 (36.30) 200m: 2:23.91 (38.51)		
27	 Oliver Lockie	14	 Greymouth A... +0.75	2:26.84 Entry: 2:31.25 (- 4.41)	QD
	50m: 31.53 150m: 1:47.14 (39.05)		100m: 1:08.09 (36.56) 200m: 2:26.84 (39.70)		
28	 Grace Flynn	15	 Selwyn Swi... +0.69	2:27.19 Entry: 2:24.03 (+ 3.16)	QC
	50m: 30.66 150m: 1:45.80 (38.46)		100m: 1:07.34 (36.68) 200m: 2:27.19 (41.39)		
29	 Van Biljon Pi...	14	 Jasi Swim C... +0.75	2:28.06 Entry: 2:22.72 (+ 5.34)	QD
	50m: 31.18 150m: 1:46.43 (38.78)		100m: 1:07.65 (36.47) 200m: 2:28.06 (41.63)		
30	 Kenny Tom	15	 TBSS Centra... +0.57	2:28.24 Entry: 2:28.30 (- 0.06)	QC
	50m: 30.99 150m: 1:47.67 (39.40)		100m: 1:08.27 (37.28) 200m: 2:28.24 (40.57)		
31	 Searle Bradley	14	 United Swim... +0.64	2:28.87 Entry: 2:29.54 (- 0.67)	QD

		50m: 31.50 150m: 1:48.70 (40.03)		100m: 1:08.67 (37.17) 200m: 2:28.87 (40.17)		
32	 Jury Liam		15	Evolution Aq... +0.75	2:29.14 Entry: 2:25.23 (+ 3.91)	QC
		50m: 30.90 150m: 1:49.43 (40.42)		100m: 1:09.01 (38.11) 200m: 2:29.14 (39.71)		
33	 Dickison Jay...		14	 Nga Tai Tuat... +0.69	2:29.15 Entry: 2:23.11 (+ 6.04)	QD
		50m: 31.07 150m: 1:47.88 (39.99)		100m: 1:07.89 (36.82) 200m: 2:29.15 (41.27)		
34	 Park John		14	St Paul's Swi... +0.61	2:29.59 Entry: 2:30.85 (- 1.26)	QD
		50m: 30.57 150m: 1:46.09 (39.61)		100m: 1:06.48 (35.91) 200m: 2:29.59 (43.50)		
35	 Copocean Alex		14	St Paul's Swi... +0.74	2:30.21 Entry: 2:26.54 (+ 3.67)	QD
		50m: 33.10 150m: 1:51.33 (39.52)		100m: 1:11.81 (38.71) 200m: 2:30.21 (38.88)		
36	 Broadfoot De...		13	Pirates Swim... +0.82	2:30.30 Entry: 2:30.80 (- 0.50)	QE
		50m: 31.71 150m: 1:49.89 (40.38)		100m: 1:09.51 (37.80) 200m: 2:30.30 (40.41)		
37	 Ramanui Te ...		14	Pukekohe S... +0.72	2:31.81 Entry: 2:24.84 (+ 6.97)	QD
		50m: 30.95 150m: 1:50.85 (41.61)		100m: 1:09.24 (38.29) 200m: 2:31.81 (40.96)		
38	 Narayan Ari		13	 Hamilton Aq... +0.74	2:33.54 Entry: 2:35.95 (- 2.41)	QE
		50m: 32.63 150m: 1:50.38 (40.16)		100m: 1:10.22 (37.59) 200m: 2:33.54 (43.16)		
39	 Beattie Flyn		14	Mt Maungan... +0.66	2:33.98 Entry: 2:34.00 (- 0.02)	
		50m: 32.28 150m: 1:52.37 (41.00)		100m: 1:11.37 (39.09) 200m: 2:33.98 (41.61)		
40	 Webber Nath...		15	Tawa Swim... +0.75	2:34.24 Entry: 2:28.85 (+ 5.39)	QC
		50m: 30.85 150m: 1:49.39 (41.00)		100m: 1:08.39 (37.54) 200m: 2:34.24 (44.85)		
41	 Hogan Sheldon		13	Mt Maungan... +0.48	2:45.53 Entry: 2:38.97 (+ 6.56)	QE
		50m: 34.28 150m: 2:01.74 (44.78)		100m: 1:16.96 (42.68) 200m: 2:45.53 (43.79)		
0	 Joyce Josiah		14	St Paul's Swi... +0.69	DSQ	
0	 Luff Ry		16	Northwave S... +0.75	DSQ	